


1. Direction Guide to Net Onboard Office @ IOI 2 RIO Office Park

 11-4, 2 Rio Office Park Persiaran Rio, Bandar Puteri 47100 Puchong, Selangor.



Click Icon Navigate with Waze



Click Icon to Navigate with Google



ROUTE 1



From Kuala Lumpur: Use the LDP (Lebuhraya Damansara-Puchong), exit at **Bandar Puteri**

ROUTE 2



From Shah Alam/Subang Jaya: Take Kesas Expressway (E5) to LDP, then follow signs to **Bandar Puteri**

ROUTE 3



From Putrajaya/Cyberjaya: Take MEX Expressway, connect to LDP toward Puchong, exit at LDP **EXIT 1119** or continue further and connect to **Route 2**

2. Entering IOI RIO Basement Carpark

ROUTE 1

ROUTE 2

- Follow the RIO road sign to enter basement parking B1




3. Entering IOI RIO Basement Carpark


ROUTE 1

ROUTE 2

- After passing the parking barrier, follow the signage and turn left



- And then turn right at the first junction




Skip to Page 6

2. Entering IOI RIO Basement Carpark

ROUTE 3

- If you are entering from the ground level
- Turn **LEFT** when you see the 2 RIO signage and go straight pass the Jaya Grocer supermarket, until the end of the street.
- Then turn **RIGHT** into the basement carpark at the roundabout




3. Entering IOI RIO Basement Carpark

ROUTE 3

- After passing the parking barrier, follow the signage and turn left



- And then turn right at the 2nd junction




4. Park Your Vehicle

ROUTE 1


ROUTE 2

ROUTE 3

- After entering the 2nd junction, go straight and turn **RIGHT**



- Go straight until you locate the Pillar **H16** and turn **LEFT**



- You may park your car nearby this area



**Please take note not to park at any reserved parking lot where there is sign above it.*


5. Access the Office Park Building

- Locate the Entrance of the Office Park Building
- Look for Orange Colored Pillar **D15** and **B1 Lift Lobby 6**
- Take the lift in the **B1 Lift Lobby 6** and proceed to **Level 1**



6. Locate Net Onboard Office

- Once arrived at Level 1 Corridor, Look for Zus Coffee.
- Enter the Lift Lobby on the left of Zus Coffee and Proceed to Level 3A
- You'll arrived at Net Onboard Office Main Entrance after step out of the lift at level 3A




7. Parking Rate



Basement Parking

- First Hour or Part There of: Free
- Subsequent Hour: RM 1 per Hour
- Clamping Fees: RM 25



Open Valet Parking (In front of Building)

- Per Entry: RM 5

